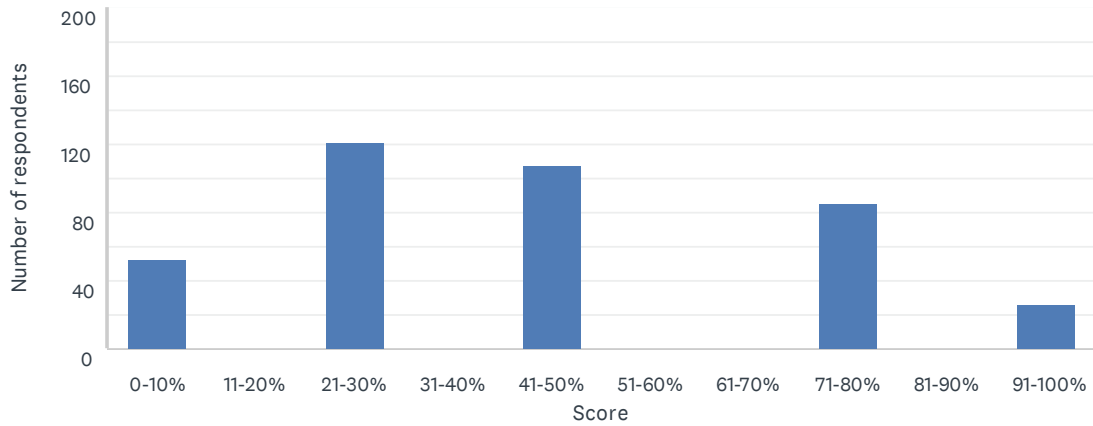


Quiz Summary

AVERAGE SCORE
46% • 1.8/4 PTS



STATISTICS

Lowest Score
0%

Median
50%

Highest Score
100%

Mean: 46%

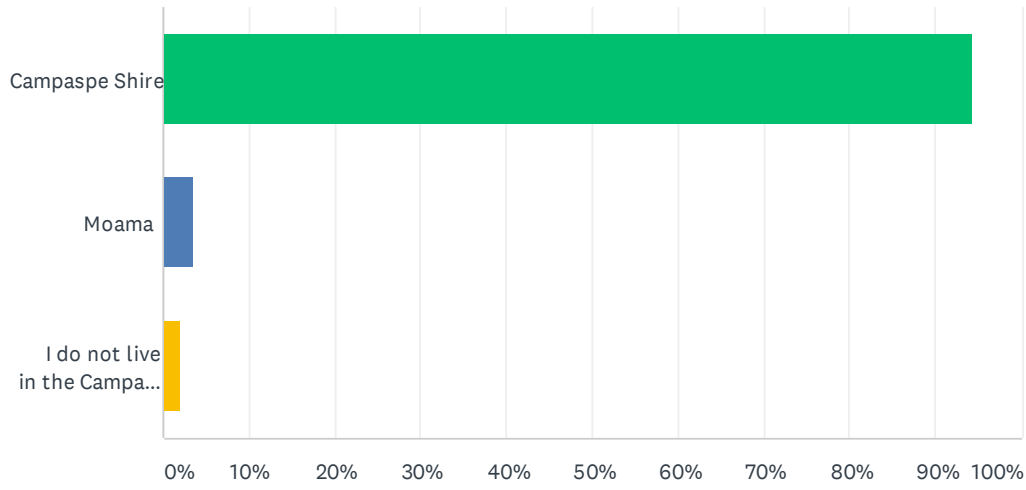
Standard Deviation: 27%

Question Ranking

QUESTIONS (4)	DIFFICULTY	AVERAGE SCORE
Q30 Where does stormwater runoff go after it enters the drains in our streets?	1	41%
Q27 What is the BEST way to prevent food waste?	2	43%
Q23 What is the BEST way to avoid creating waste?	3	49%
Q8 What do you think happens to your recycling?	4	67%

Q1 Where do you live?

Answered: 392 Skipped: 0



ANSWER CHOICES	RESPONSES	
Campaspe Shire	94.39%	370
Moama	3.57%	14
I do not live in the Campaspe Shire or Moama	2.04%	8
TOTAL		392

Q2 What town/area are you from?

Answered: 369 Skipped: 23

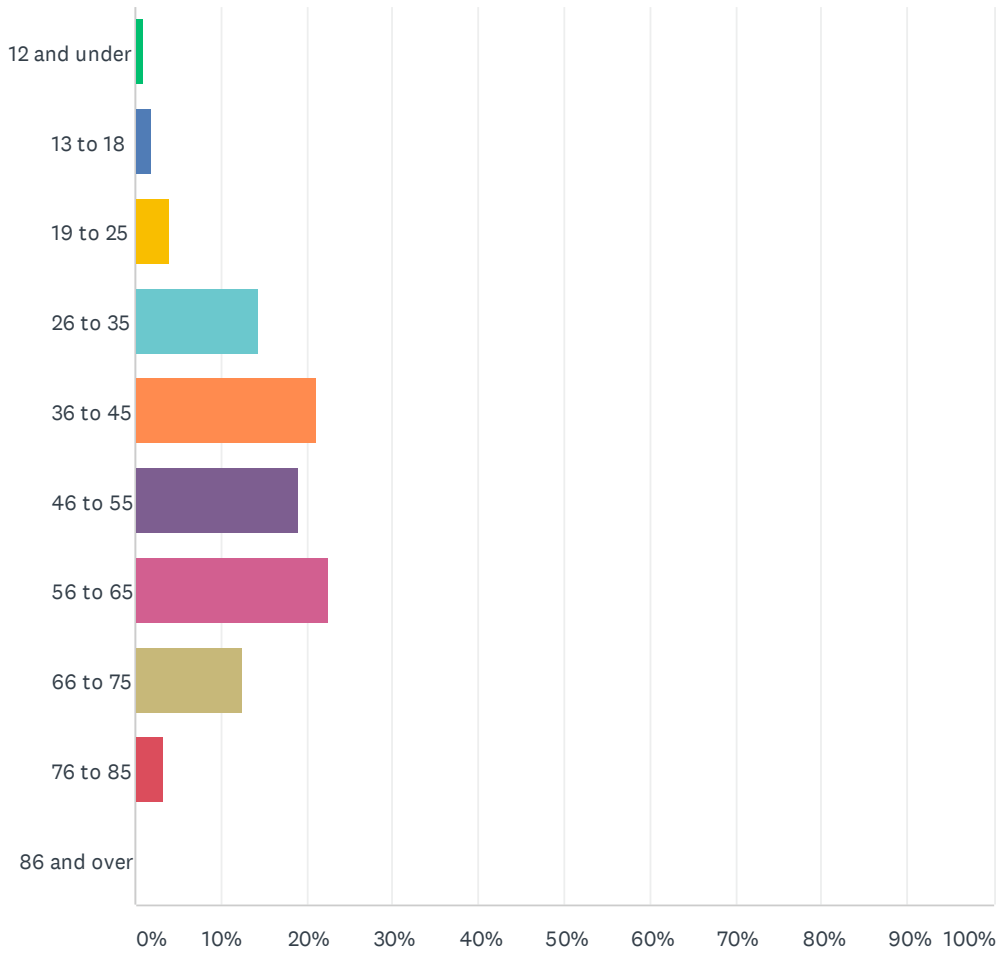


2020 WickED Survey

ANSWER CHOICES	RESPONSES	
Echuca	47.70%	176
Kyabram	15.18%	56
Tongala	5.42%	20
Rochester	13.82%	51
Rushworth	4.61%	17
Gunbower	0.27%	1
Lockington	2.98%	11
Torrumbarry	0.27%	1
Girgarre	0.27%	1
Stanhope	1.08%	4
Nanneella	1.90%	7
Corop	0.27%	1
Toolleen	0.00%	0
Colbinabbin	1.08%	4
Wyuna	0.81%	3
Lancaster	0.00%	0
Strathallan	0.27%	1
Other (please specify)	4.07%	15
TOTAL		369

Q3 What is your age?

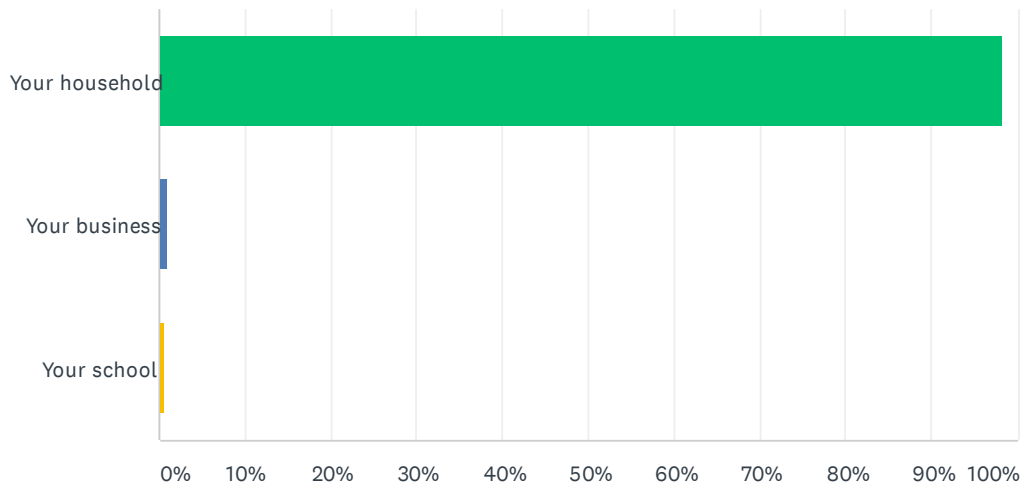
Answered: 382 Skipped: 10



ANSWER CHOICES	RESPONSES
12 and under	1.05% 4
13 to 18	1.83% 7
19 to 25	3.93% 15
26 to 35	14.40% 55
36 to 45	21.20% 81
46 to 55	19.11% 73
56 to 65	22.51% 86
66 to 75	12.57% 48
76 to 85	3.40% 13
86 and over	0.00% 0
TOTAL	382

Q4 Who are you answering this survey on behalf of?

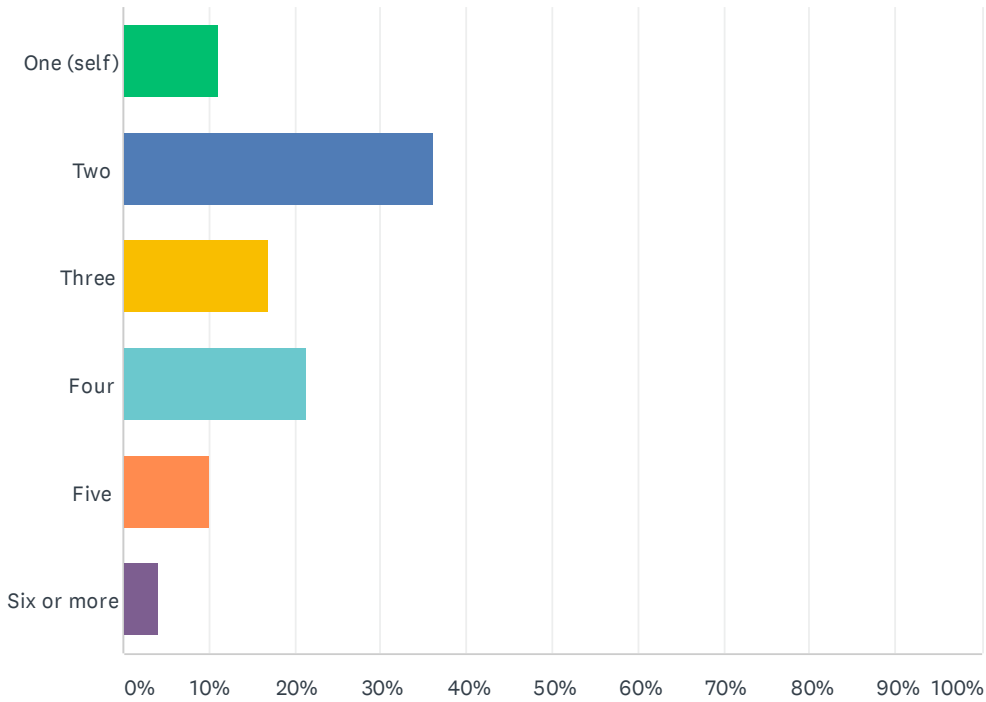
Answered: 382 Skipped: 10



ANSWER CHOICES	RESPONSES
Your household	98.43% 376
Your business	1.05% 4
Your school	0.52% 2
TOTAL	382

Q5 How many people, including children, live in your household?

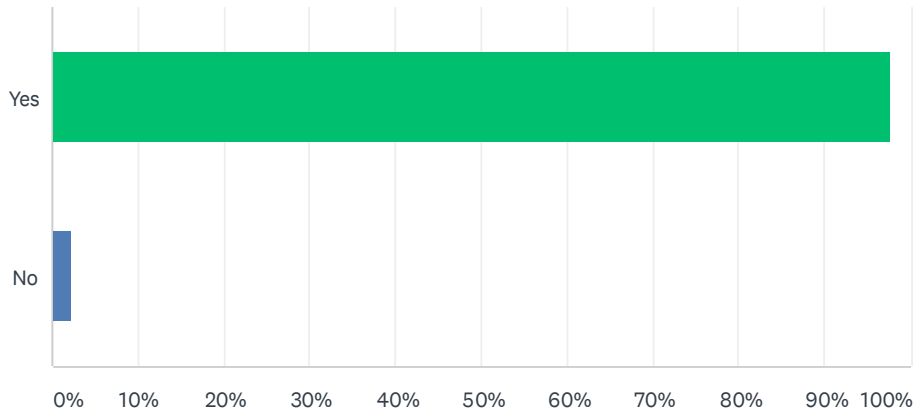
Answered: 376 Skipped: 16



ANSWER CHOICES	RESPONSES	
One (self)	11.17%	42
Two	36.17%	136
Three	17.02%	64
Four	21.28%	80
Five	10.11%	38
Six or more	4.26%	16
TOTAL		376

Q6 Do you have a recycling bin that is collected fortnightly?

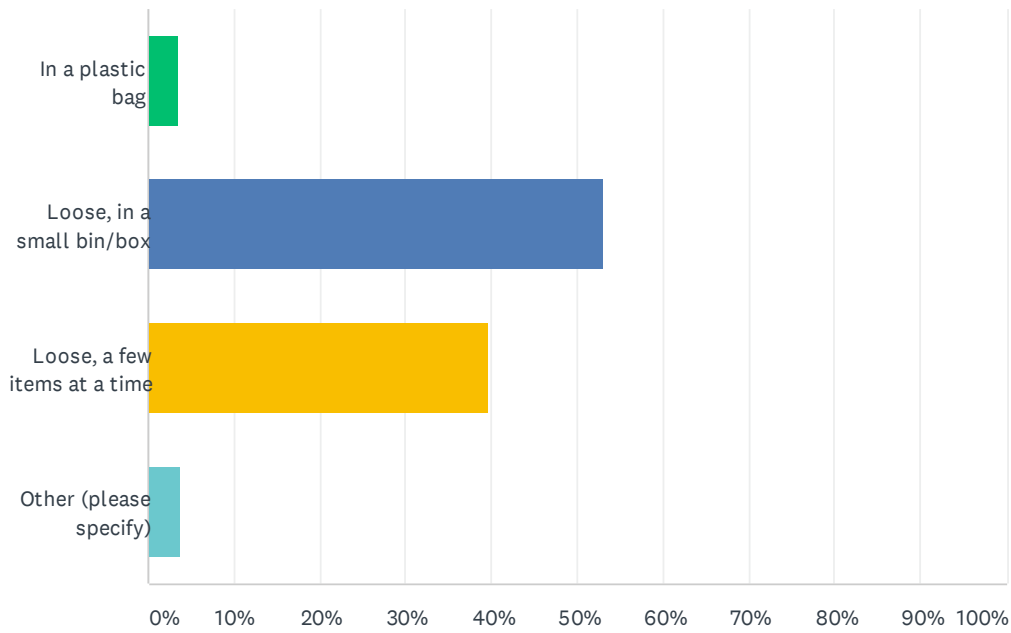
Answered: 382 Skipped: 10



ANSWER CHOICES	RESPONSES	
Yes	97.64%	373
No	2.36%	9
TOTAL		382

Q7 How do you take your recyclables out to your recycling bin?

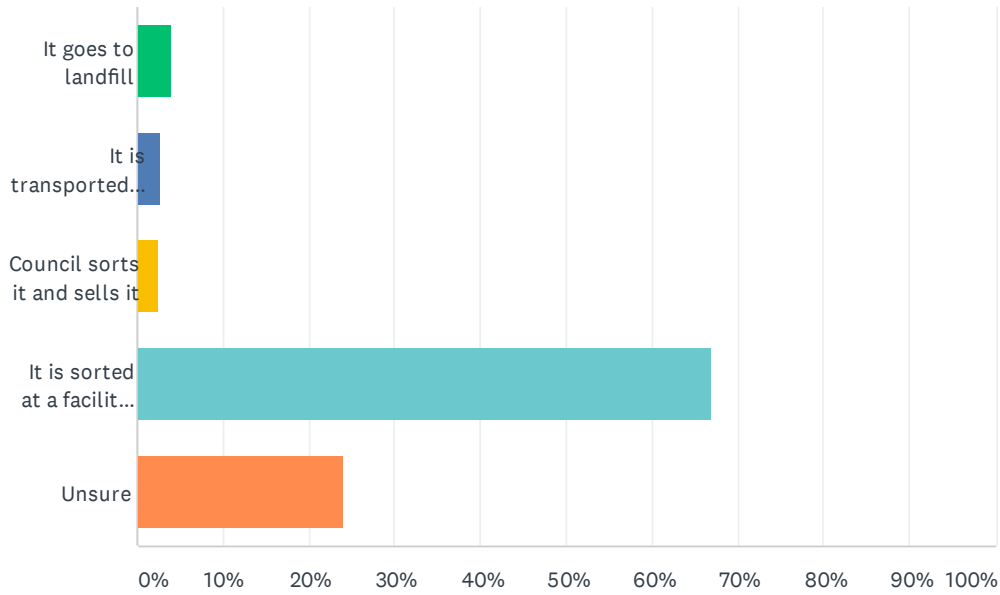
Answered: 373 Skipped: 19



ANSWER CHOICES	RESPONSES
In a plastic bag	3.49% 13
Loose, in a small bin/box	53.08% 198
Loose, a few items at a time	39.68% 148
Other (please specify)	3.75% 14
TOTAL	373

Q8 What do you think happens to your recycling?

Answered: 371 Skipped: 21

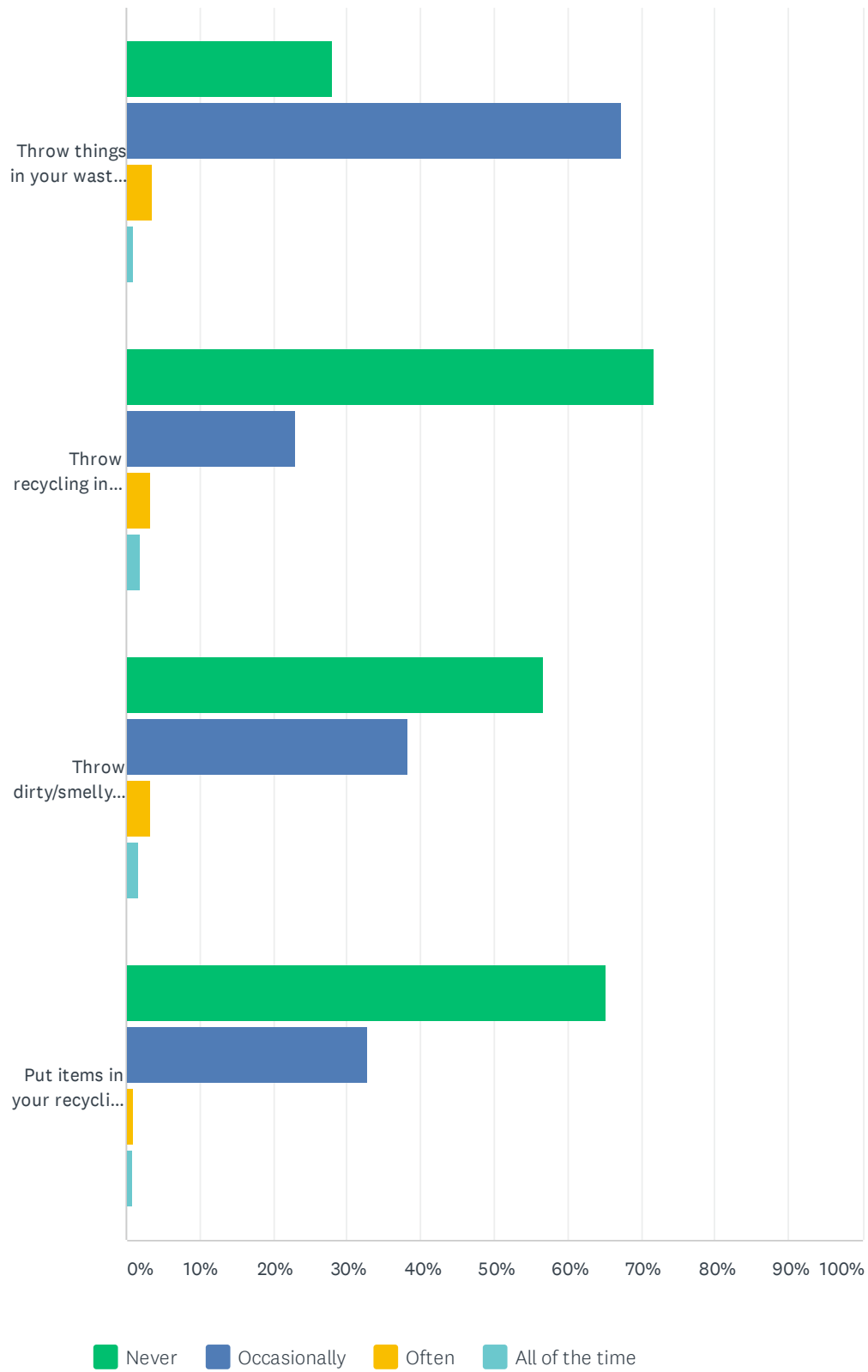


QUIZ STATISTICS			
Percent Correct 63%	Average Score 0.7/1.0 (67%)	Standard Deviation 0.47	Difficulty 4/4

ANSWER CHOICES	SCORE	RESPONSES	
It goes to landfill	0/1	4.04%	15
It is transported directly to Melbourne to be recycled	0/1	2.70%	10
Council sorts it and sells it	0/1	2.43%	9
✓ It is sorted at a facility in Echuca, then sent to Melbourne to be recycled	1/1	66.85%	248
Unsure	0/1	23.99%	89
TOTAL			371

Q9 Do you:

Answered: 365 Skipped: 27

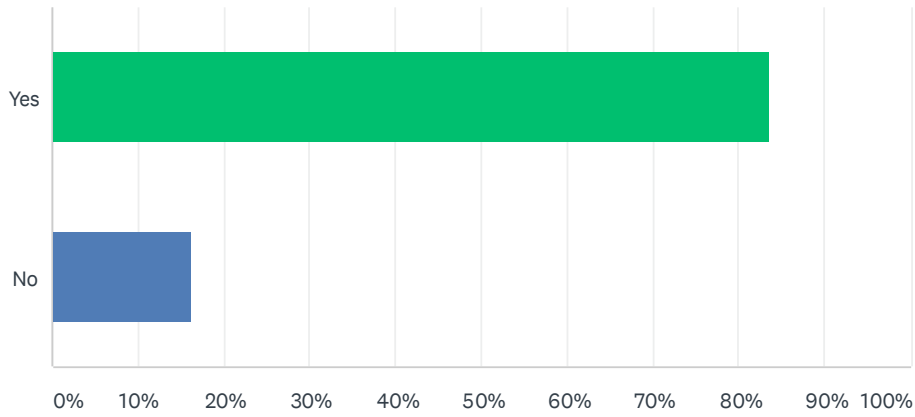


2020 WickED Survey

	NEVER	OCCASIONALLY	OFTEN	ALL OF THE TIME	TOTAL
Throw things in your waste bin as you are not sure if they are recyclable?	27.95% 102	67.40% 246	3.56% 13	1.10% 4	365
Throw recycling in your waste bin as your recycling bin is full?	71.78% 262	23.01% 84	3.29% 12	1.92% 7	365
Throw dirty/smelly recyclables in your waste bin as you don't have time to empty/clean them?	56.71% 207	38.36% 140	3.29% 12	1.64% 6	365
Put items in your recycling bin even though you're not sure they can be recycled?	65.21% 238	32.88% 120	1.10% 4	0.82% 3	365

Q10 Do you use a transfer station ('tip') to dispose of your unwanted materials?

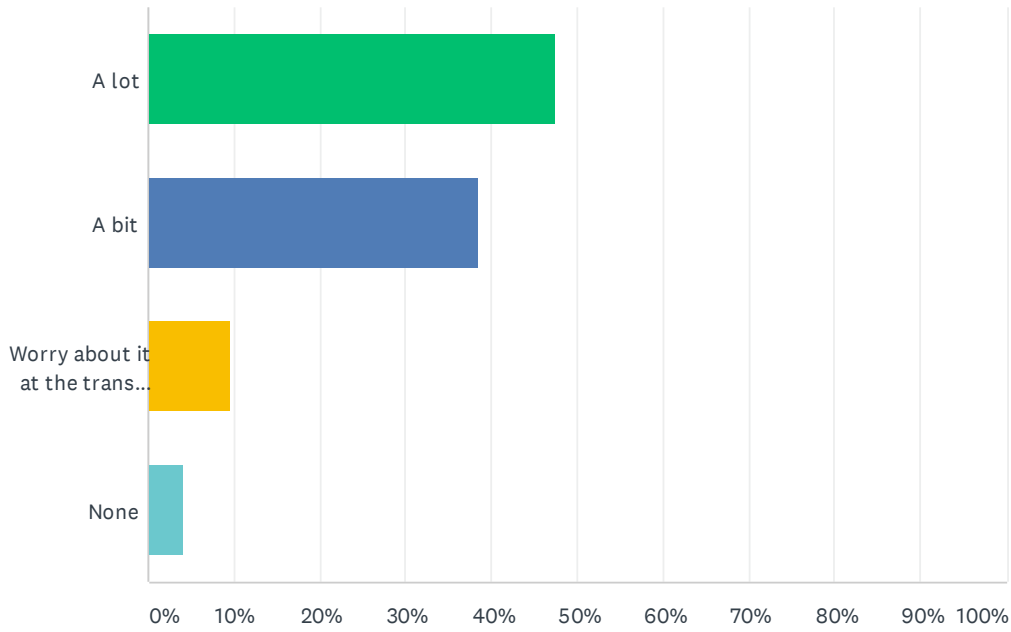
Answered: 374 Skipped: 18



ANSWER CHOICES	RESPONSES	
Yes	83.69%	313
No	16.31%	61
TOTAL		374

Q11 How much effort do you spend sorting your unwanted materials before you go to a transfer station ('tip')?

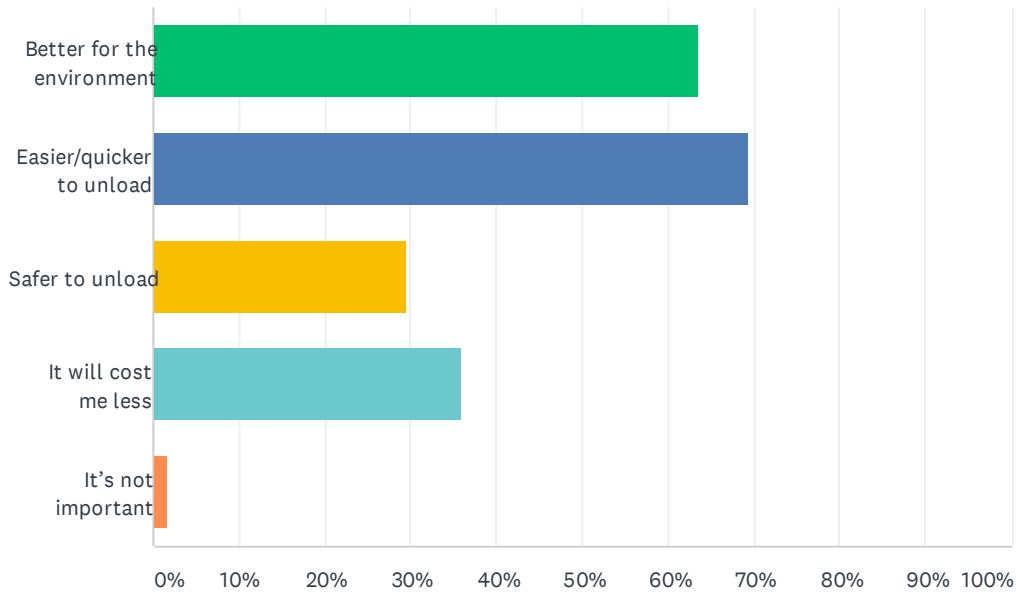
Answered: 311 Skipped: 81



ANSWER CHOICES	RESPONSES	
A lot	47.59%	148
A bit	38.59%	120
Worry about it at the transfer station	9.65%	30
None	4.18%	13
TOTAL		311

Q12 Why is it important to sort unwanted materials before going to a transfer station ('tip')? (select all that apply)

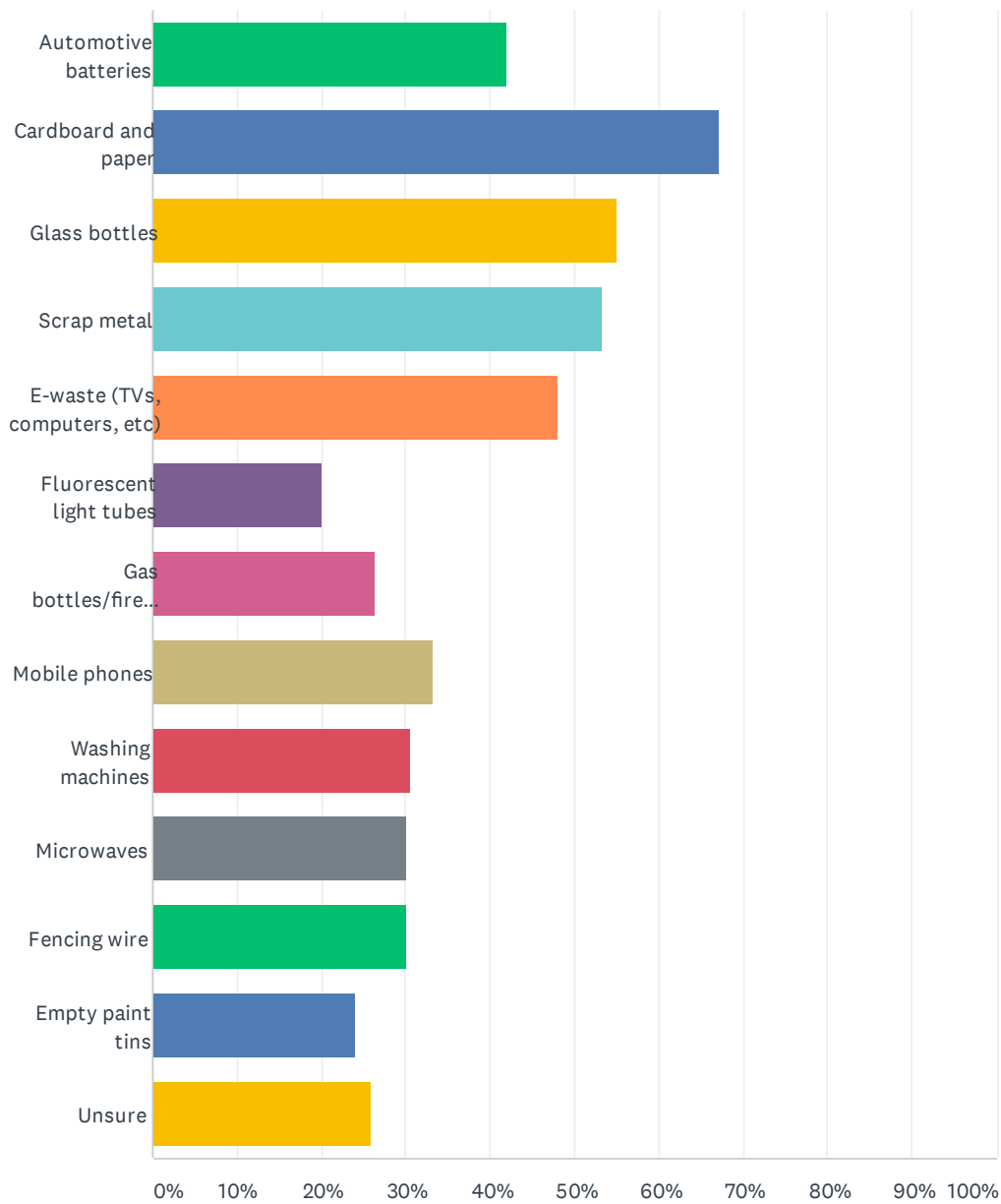
Answered: 369 Skipped: 23



ANSWER CHOICES	RESPONSES	
Better for the environment	63.69%	235
Easier/quicker to unload	69.38%	256
Safer to unload	29.54%	109
It will cost me less	36.04%	133
It's not important	1.63%	6
Total Respondents: 369		

Q13 Which of these items are recycled free of charge at all Campaspe transfer stations ('tips')? (select all items you think are free)

Answered: 363 Skipped: 29

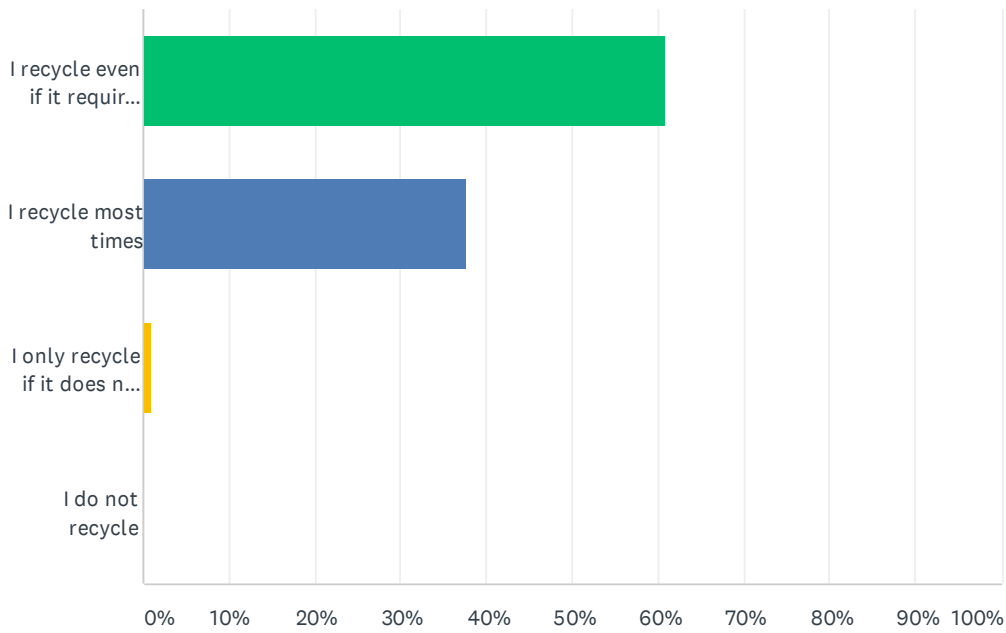


2020 WickED Survey

ANSWER CHOICES	RESPONSES	
Automotive batteries	42.15%	153
Cardboard and paper	67.22%	244
Glass bottles	55.10%	200
Scrap metal	53.44%	194
E-waste (TVs, computers, etc)	48.21%	175
Fluorescent light tubes	20.11%	73
Gas bottles/fire extinguishers	26.45%	96
Mobile phones	33.33%	121
Washing machines	30.58%	111
Microwaves	30.03%	109
Fencing wire	30.03%	109
Empty paint tins	23.97%	87
Unsure	25.90%	94
Total Respondents: 363		

Q14 Which of the following describes what you think about recycling?

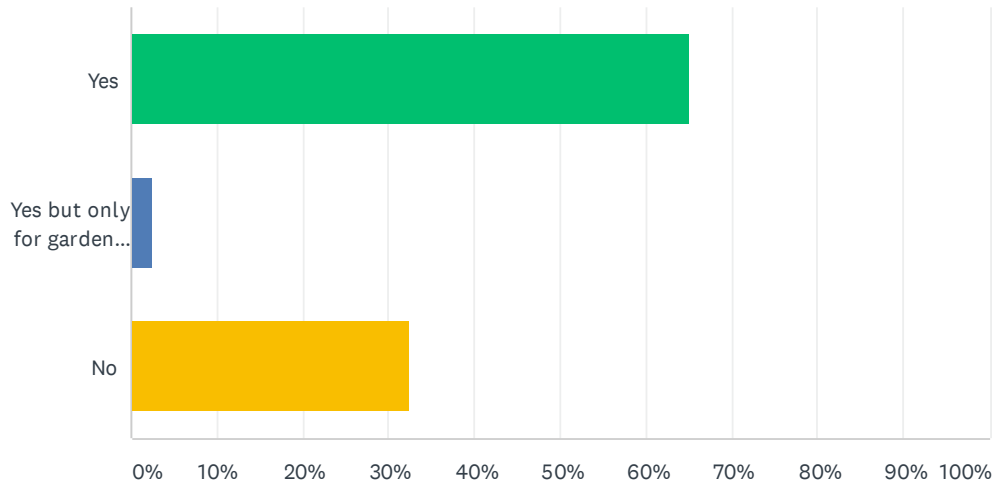
Answered: 363 Skipped: 29



ANSWER CHOICES	RESPONSES	
I recycle even if it requires extra effort	60.88%	221
I recycle most times	37.74%	137
I only recycle if it does not require extra effort	1.10%	4
I do not recycle	0.28%	1
TOTAL		363

Q15 Do you have a green bin for food and garden waste that is collected fortnightly?

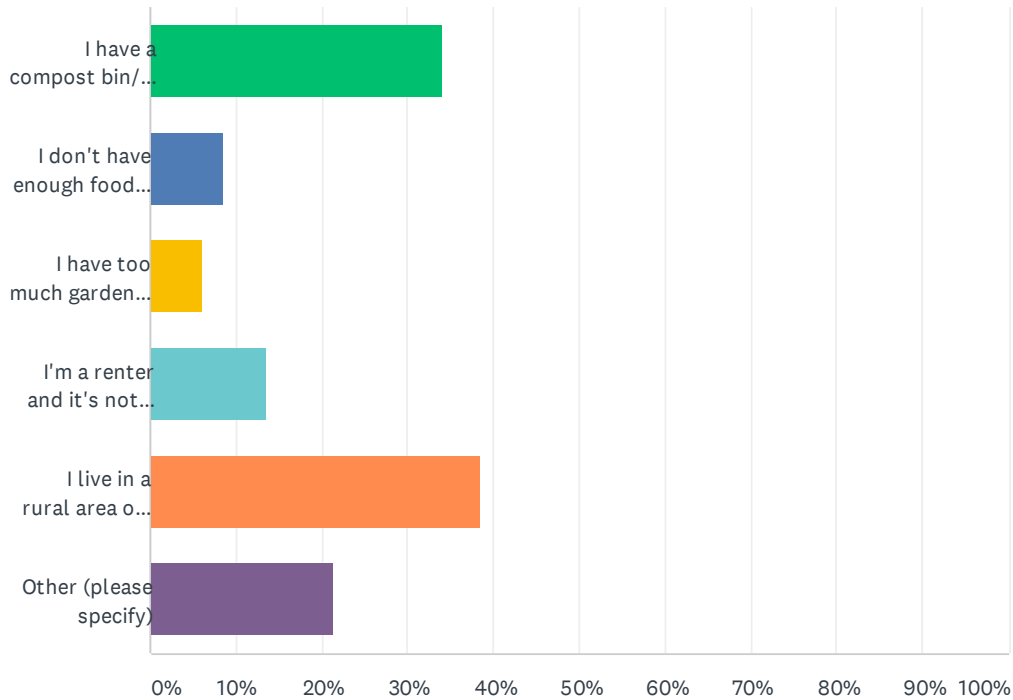
Answered: 363 Skipped: 29



ANSWER CHOICES	RESPONSES
Yes	65.01% 236
Yes but only for garden waste as I live in Moama	2.48% 9
No	32.51% 118
TOTAL	363

Q16 Why did you choose not to have a green bin?

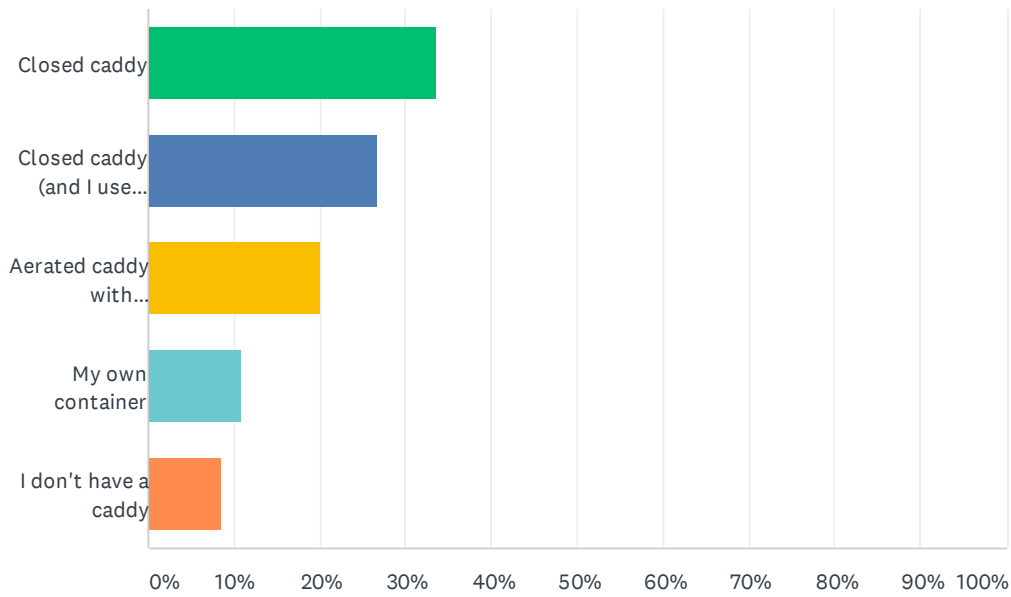
Answered: 117 Skipped: 275



ANSWER CHOICES	RESPONSES	
I have a compost bin/ pile for my food and garden waste	34.19%	40
I don't have enough food and/or garden waste	8.55%	10
I have too much garden waste and take it to the transfer station 'tip'	5.98%	7
I'm a renter and it's not provided by my landlord	13.68%	16
I live in a rural area or outside the eligible area for a green bin	38.46%	45
Other (please specify)	21.37%	25
Total Respondents: 117		

Q17 What type of container do you use for your food scraps?

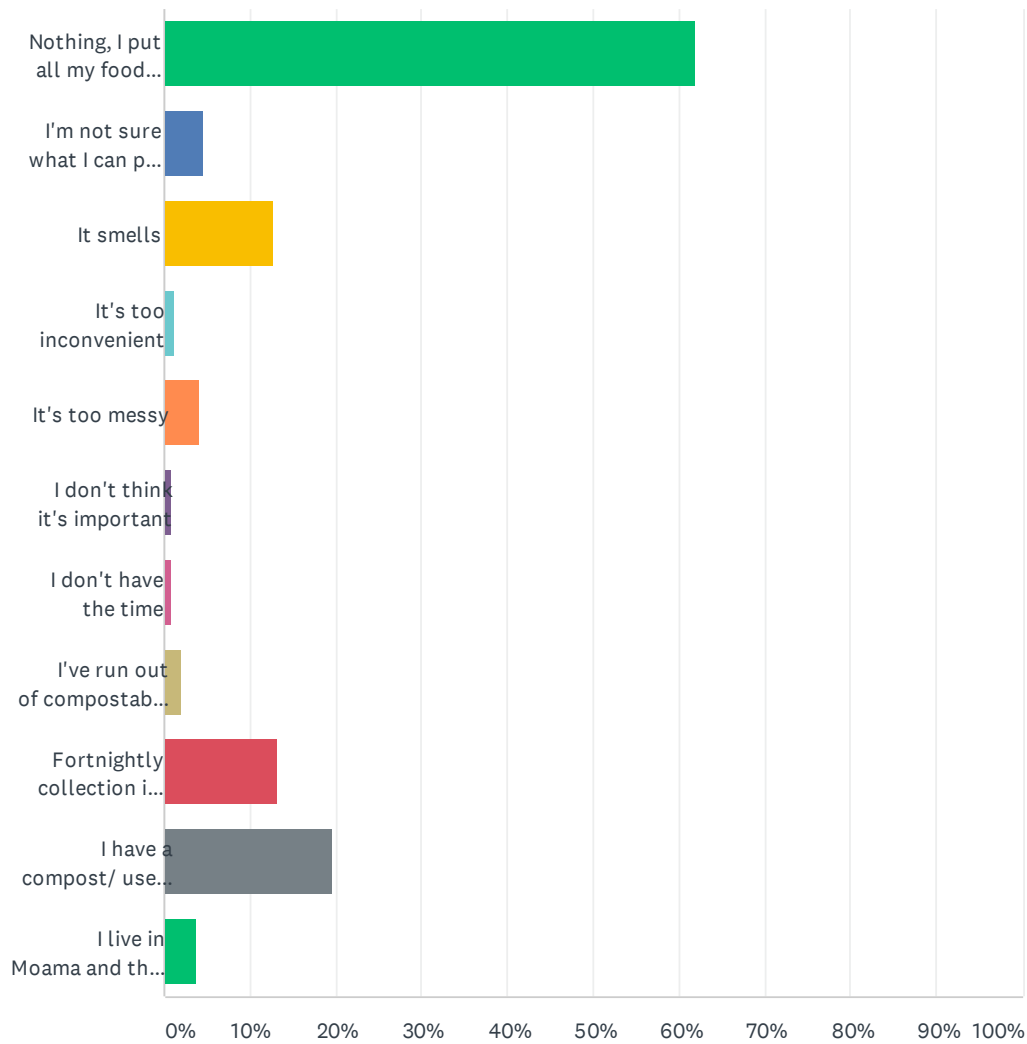
Answered: 175 Skipped: 217



ANSWER CHOICES	RESPONSES	
Closed caddy	33.71%	59
Closed caddy (and I use compostable bags)	26.86%	47
Aerated caddy with compostable bags	20.00%	35
My own container	10.86%	19
I don't have a caddy	8.57%	15
TOTAL		175

Q18 What prevents you from putting food into your green bin?

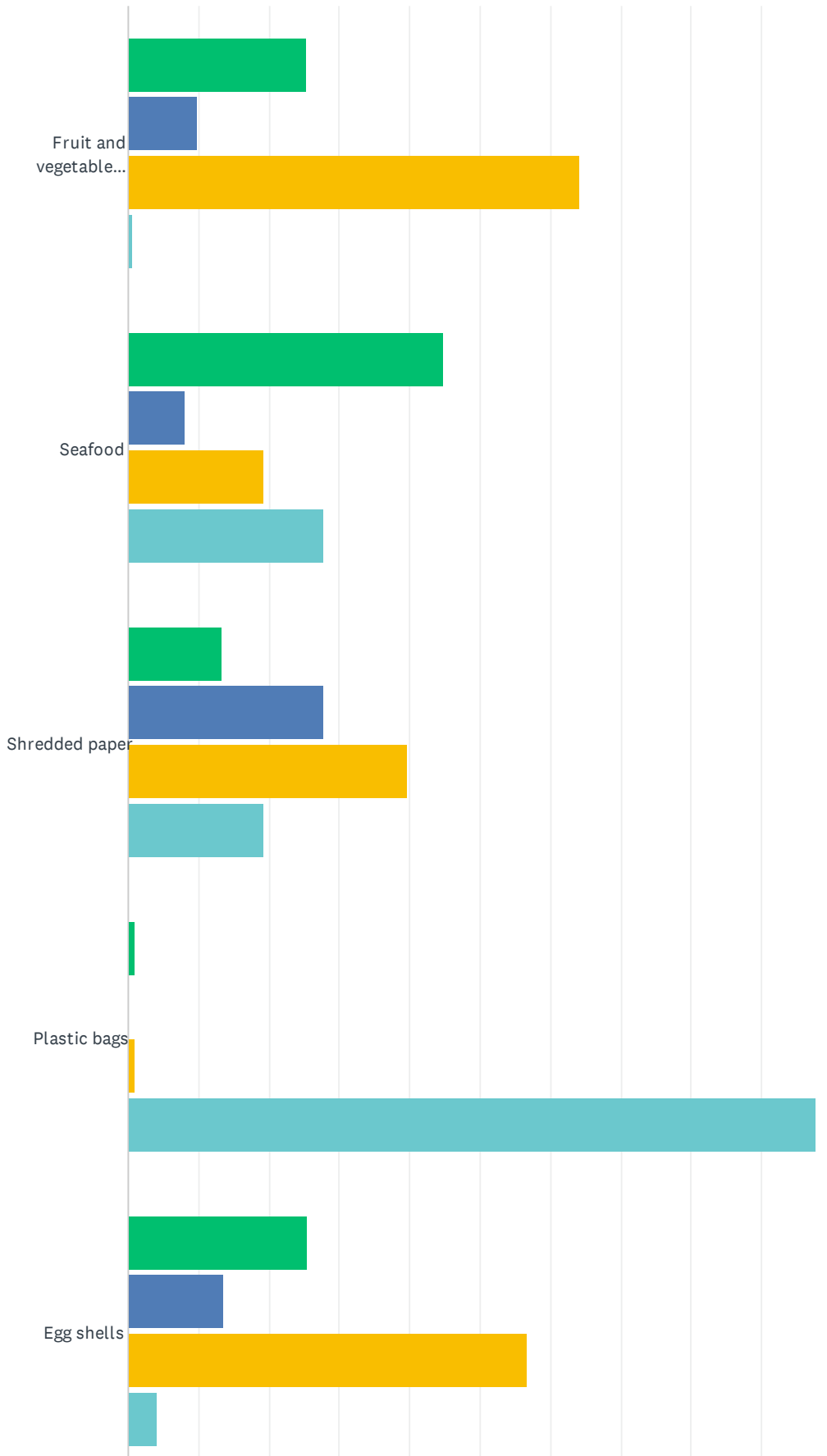
Answered: 244 Skipped: 148



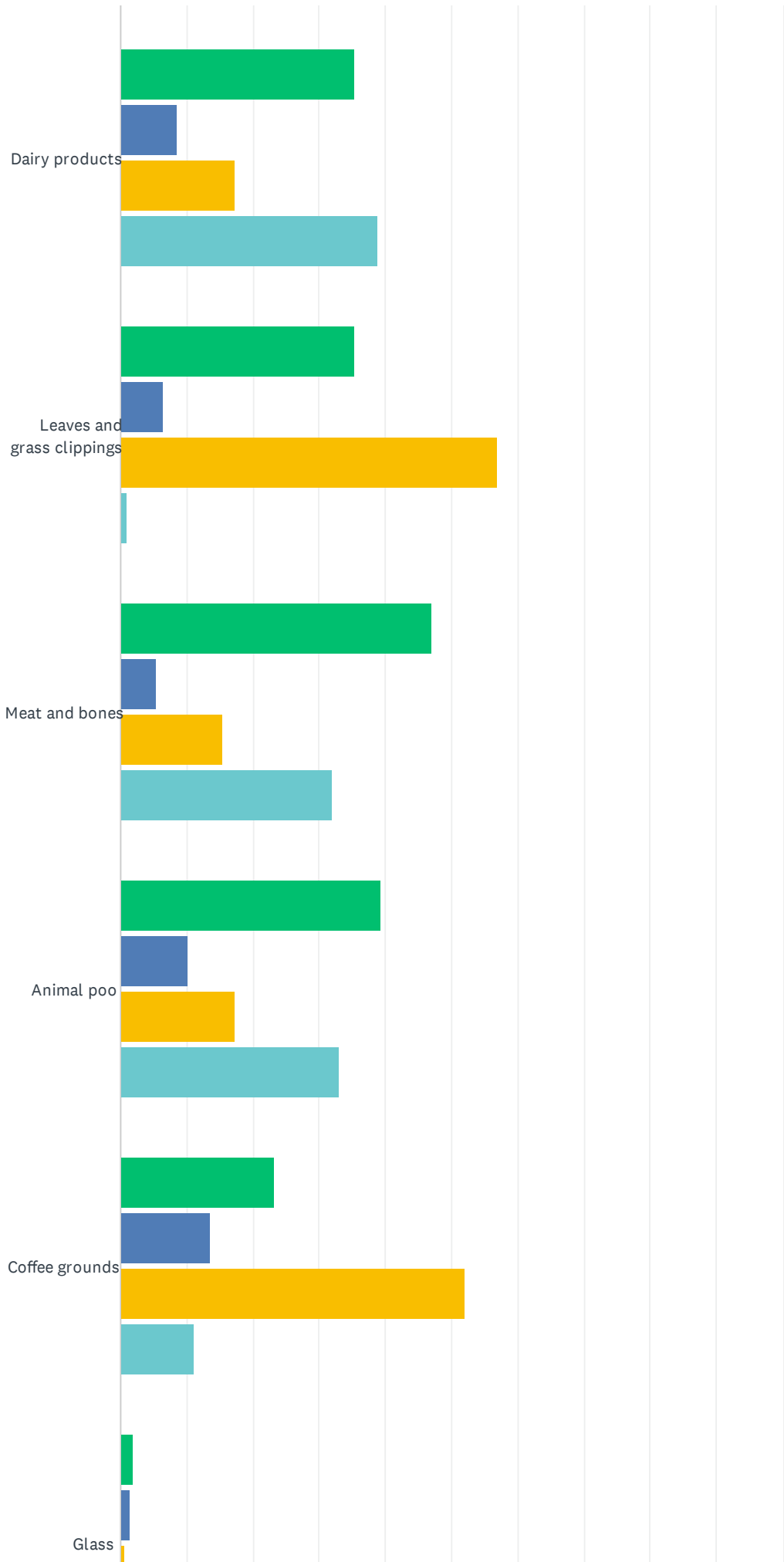
ANSWER CHOICES	RESPONSES	
Nothing, I put all my food scraps into my bin	61.89%	151
I'm not sure what I can put in my bin	4.51%	11
It smells	12.70%	31
It's too inconvenient	1.23%	3
It's too messy	4.10%	10
I don't think it's important	0.82%	2
I don't have the time	0.82%	2
I've run out of compostable bags and haven't purchased more yet	2.05%	5
Fortnightly collection is not frequent enough	13.11%	32
I have a compost/ use a worm farm/ feed it to chooks/ pets	19.67%	48
I live in Moama and the green bin is only for garden waste	3.69%	9
Total Respondents: 244		

Q19 Which of the following items can you place in Campaspe's green bins and/or in a backyard compost bin/ pile?

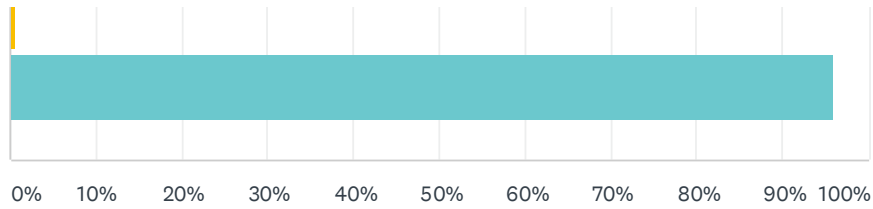
Answered: 353 Skipped: 39



2020 Wicked Survey



2020 WickED Survey

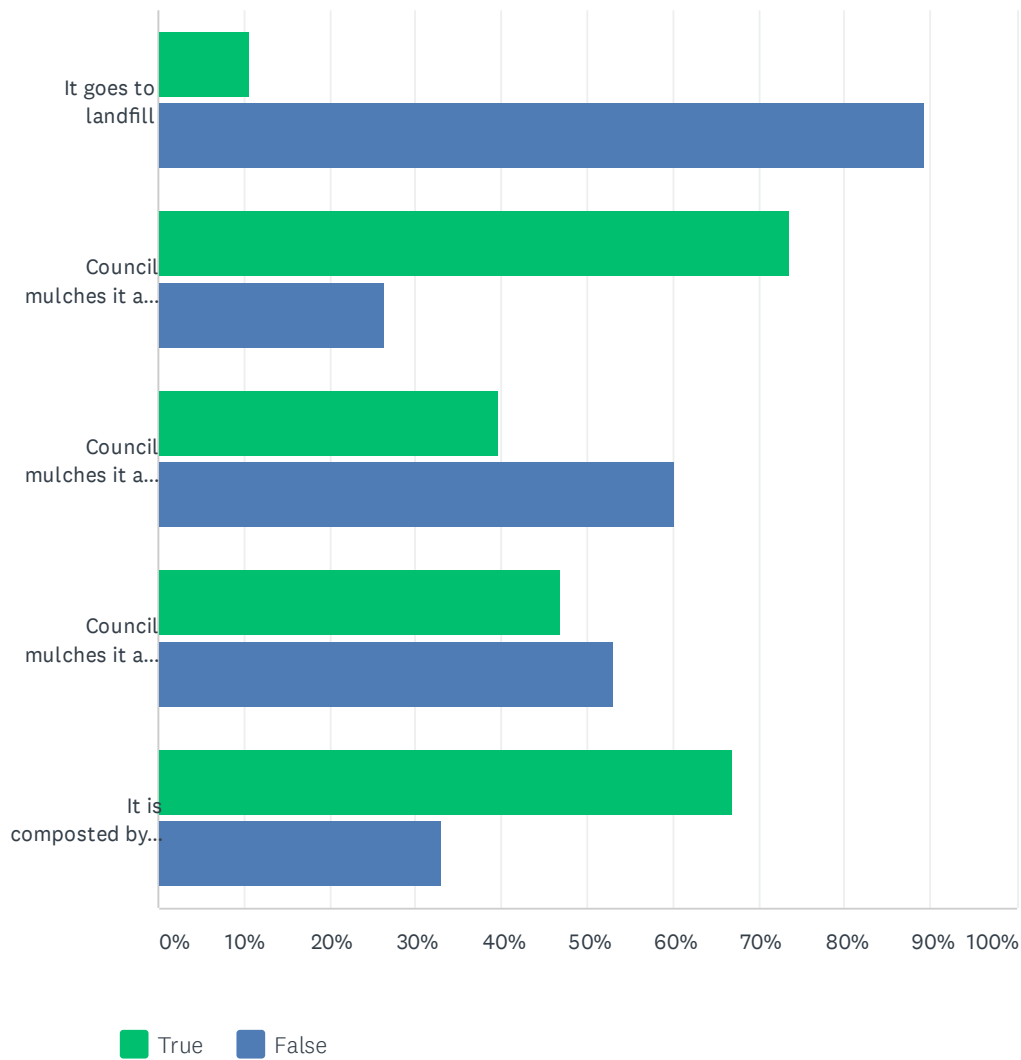


■ Green bin
 ■ Compost bin/ pile
 ■ Both
 ■ Neither

	GREEN BIN	COMPOST BIN/ PILE	BOTH	NEITHER	TOTAL
Fruit and vegetable scraps	25.21% 89	9.92% 35	64.31% 227	0.57% 2	353
Seafood	44.76% 158	8.22% 29	19.26% 68	27.76% 98	353
Shredded paper	13.31% 47	27.76% 98	39.66% 140	19.26% 68	353
Plastic bags	1.13% 4	0.00% 0	1.13% 4	97.73% 345	353
Egg shells	25.50% 90	13.60% 48	56.66% 200	4.25% 15	353
Dairy products	35.41% 125	8.50% 30	17.28% 61	38.81% 137	353
Leaves and grass clippings	35.41% 125	6.52% 23	56.94% 201	1.13% 4	353
Meat and bones	47.03% 166	5.38% 19	15.58% 55	32.01% 113	353
Animal poo	39.38% 139	10.20% 36	17.28% 61	33.14% 117	353
Coffee grounds	23.23% 82	13.60% 48	52.12% 184	11.05% 39	353
Glass	1.98% 7	1.42% 5	0.57% 2	96.03% 339	353

Q20 What happens to food and garden waste from green bins in Campaspe?

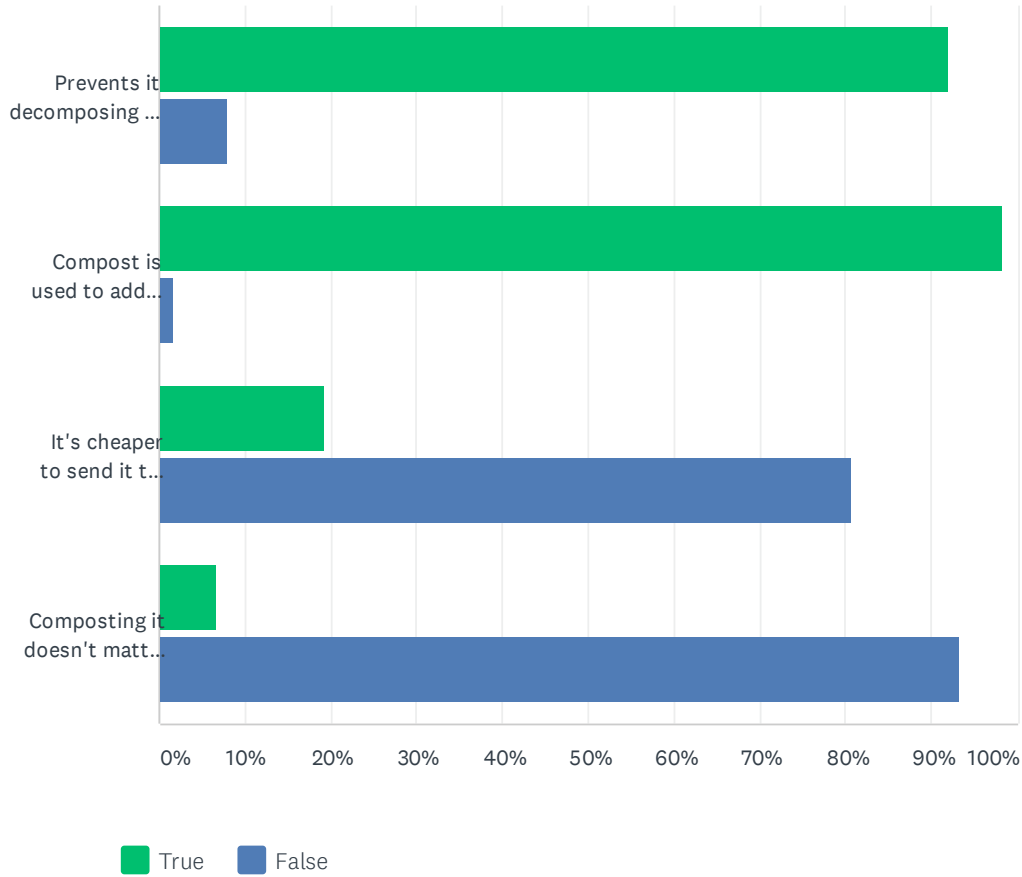
Answered: 348 Skipped: 44



	TRUE	FALSE	TOTAL
It goes to landfill	10.63% 37	89.37% 311	348
Council mulches it and uses it on parks and gardens	73.56% 256	26.44% 92	348
Council mulches it and sells it to residents and businesses	39.66% 138	60.34% 210	348
Council mulches it and gives it away for free	46.84% 163	53.16% 185	348
It is composted by a commercial facility and sold for use in broadacre farming, horticulture and local garden centres	66.95% 233	33.05% 115	348

Q21 Using a Campaspe green bin and/ or composting your food scraps and garden waste has many environmental benefits. Which of the following are true or false?

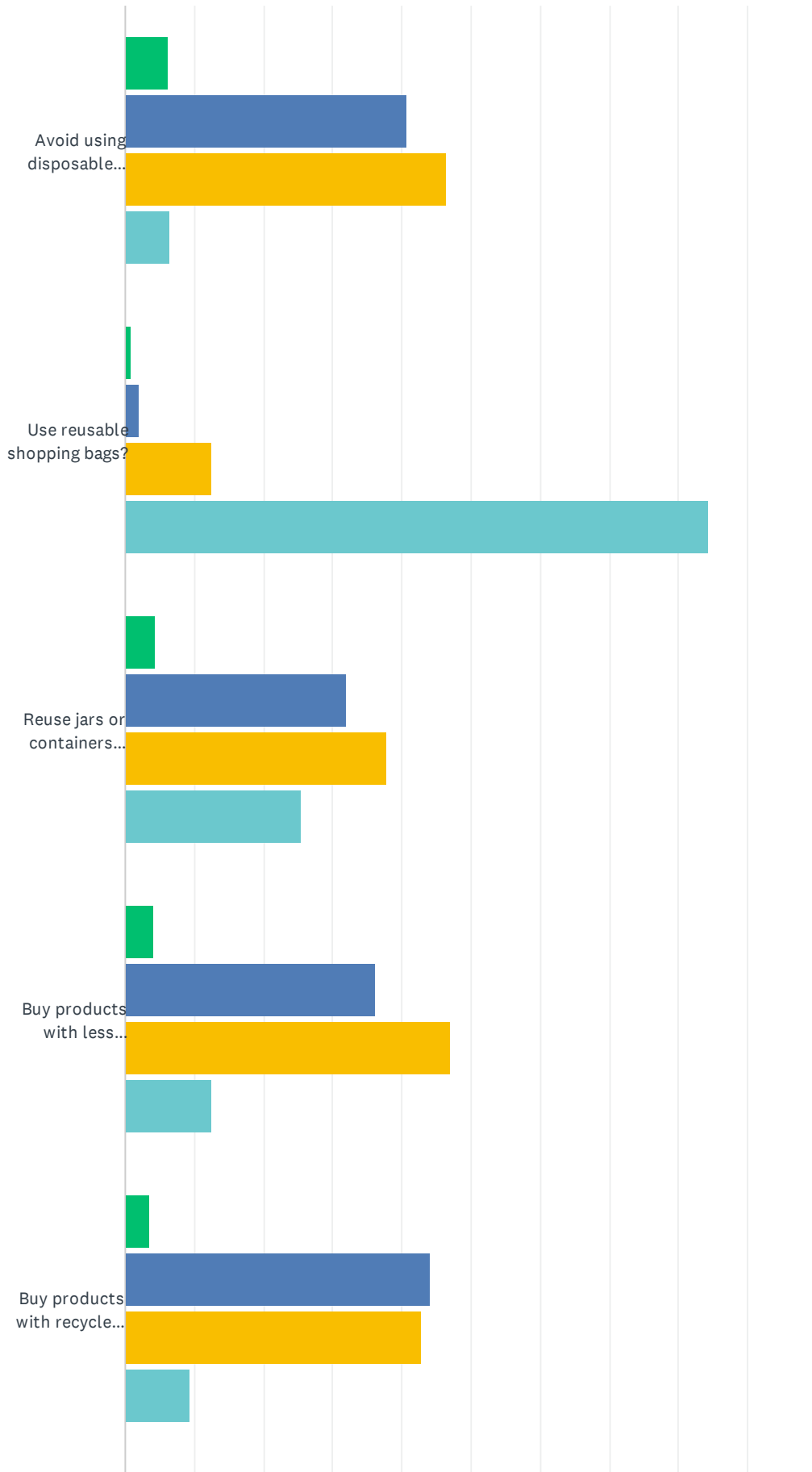
Answered: 344 Skipped: 48



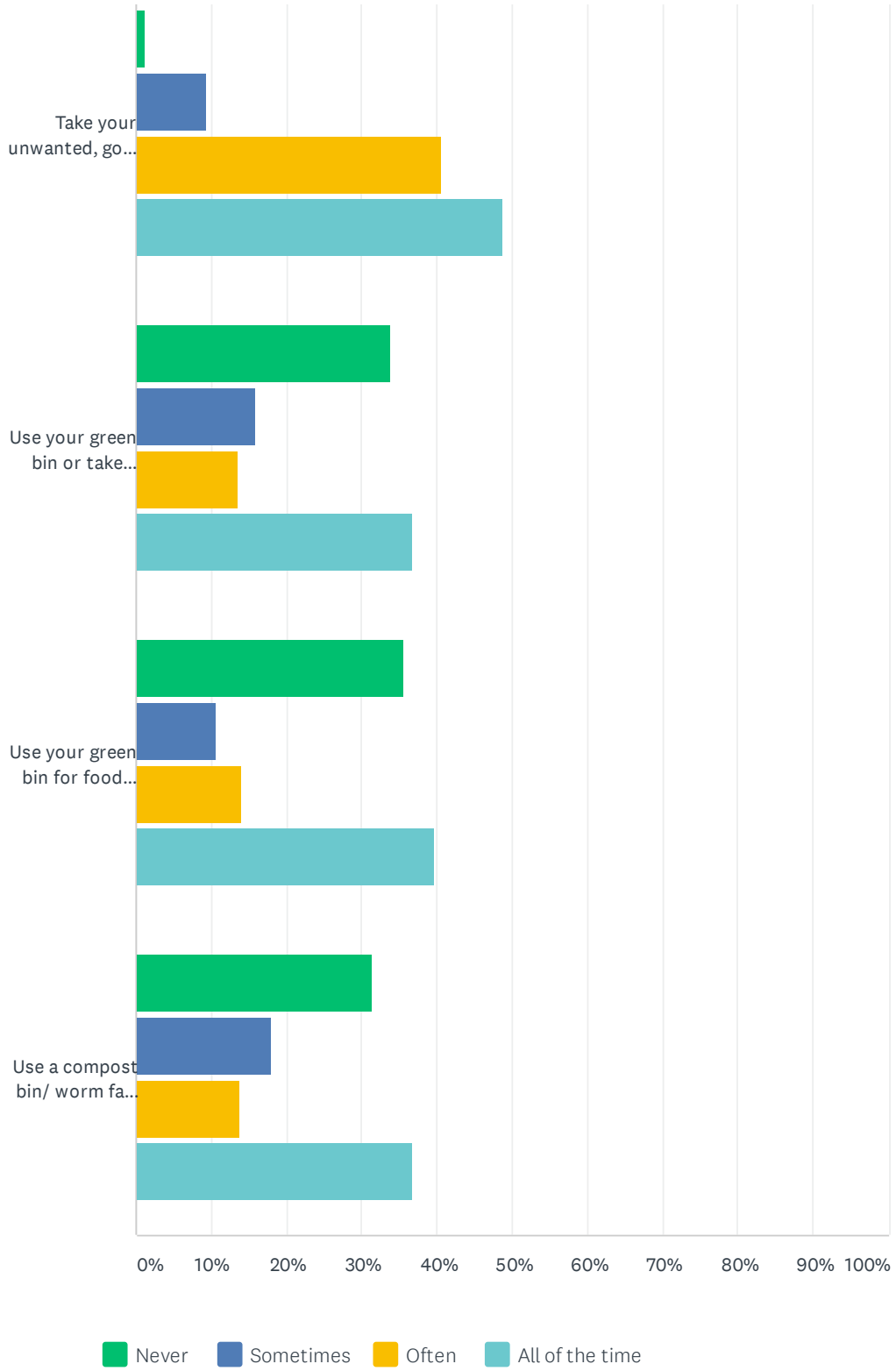
	TRUE	FALSE	TOTAL
Prevents it decomposing in landfill and creating methane, a harmful greenhouse gas	92.15% 317	7.85% 27	344
Compost is used to add nutrients back into our soils	98.26% 338	1.74% 6	344
It's cheaper to send it to landfill than to compost it	19.19% 66	80.81% 278	344
Composting it doesn't matter as only small amounts are sent to landfill each year	6.69% 23	93.31% 321	344

Q22 Do you:

Answered: 340 Skipped: 52



2020 Wicked Survey

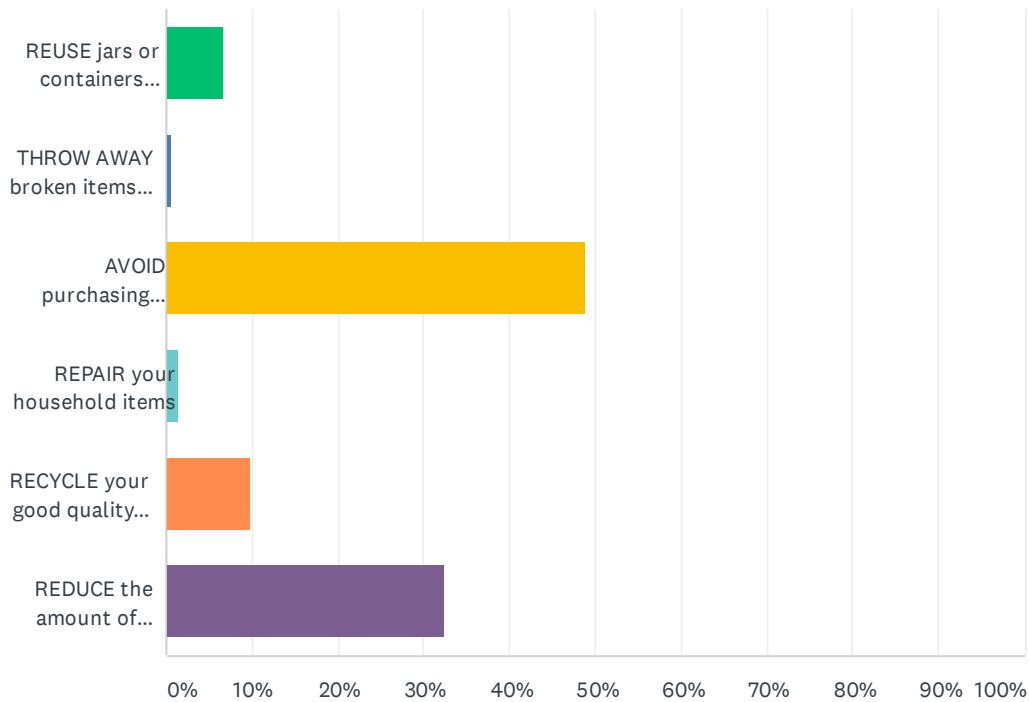


2020 WickED Survey

	NEVER	SOMETIMES	OFTEN	ALL OF THE TIME	TOTAL
Avoid using disposable items?	6.18% 21	40.88% 139	46.47% 158	6.47% 22	340
Use reusable shopping bags?	0.88% 3	2.06% 7	12.65% 43	84.41% 287	340
Reuse jars or containers before recycling them?	4.41% 15	32.06% 109	37.94% 129	25.59% 87	340
Buy products with less packaging?	4.12% 14	36.18% 123	47.06% 160	12.65% 43	340
Buy products with recycled content?	3.53% 12	44.12% 150	42.94% 146	9.41% 32	340
Take your unwanted, good quality household items to op shops/clothing collection bins?	1.18% 4	9.41% 32	40.59% 138	48.82% 166	340
Use your green bin or take your garden waste to a transfer station 'tip'?	33.82% 115	15.88% 54	13.53% 46	36.76% 125	340
Use your green bin for food scraps	35.59% 121	10.59% 36	14.12% 48	39.71% 135	340
Use a compost bin/ worm farm/ feed chooks/ pets your food scraps and/or garden waste?	31.47% 107	17.94% 61	13.82% 47	36.76% 125	340

Q23 What is the BEST way to avoid creating waste?

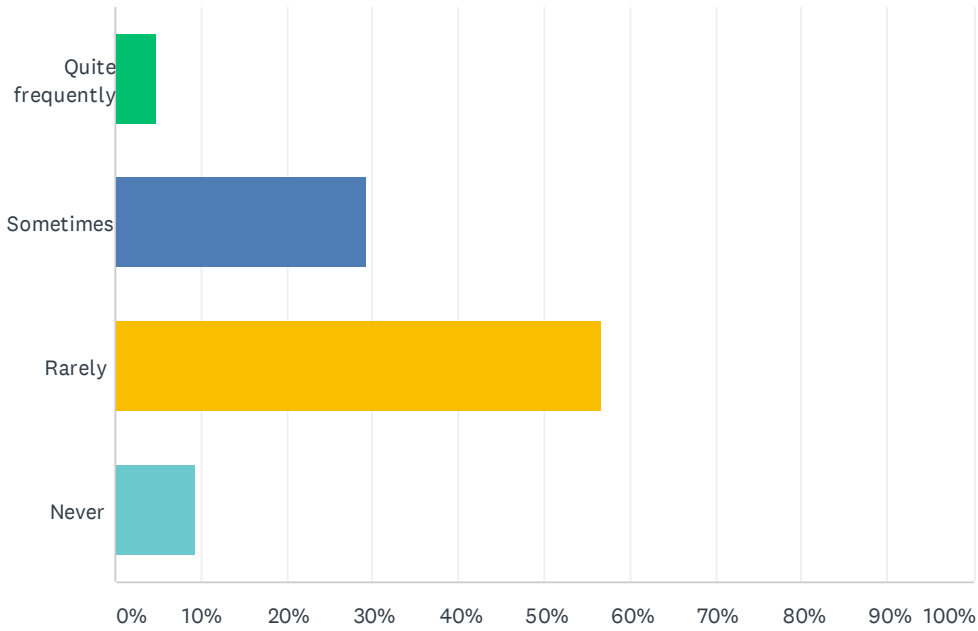
Answered: 339 Skipped: 53



QUIZ STATISTICS			
Percent Correct	Average Score	Standard Deviation	Difficulty
42%	0.5/1.0 (49%)	0.50	3/4
ANSWER CHOICES		SCORE	RESPONSES
REUSE jars or containers before recycling them		0/1	6.78% 23
THROW AWAY broken items in your waste bin		0/1	0.59% 2
✓ AVOID purchasing products with lots of packaging		1/1	48.97% 166
REPAIR your household items		0/1	1.47% 5
RECYCLE your good quality clothing at op shops/ clothing collection bins		0/1	9.73% 33
REDUCE the amount of single use products you purchase for events		0/1	32.45% 110
TOTAL			339

Q24 How often do you throw away food you could have eaten?

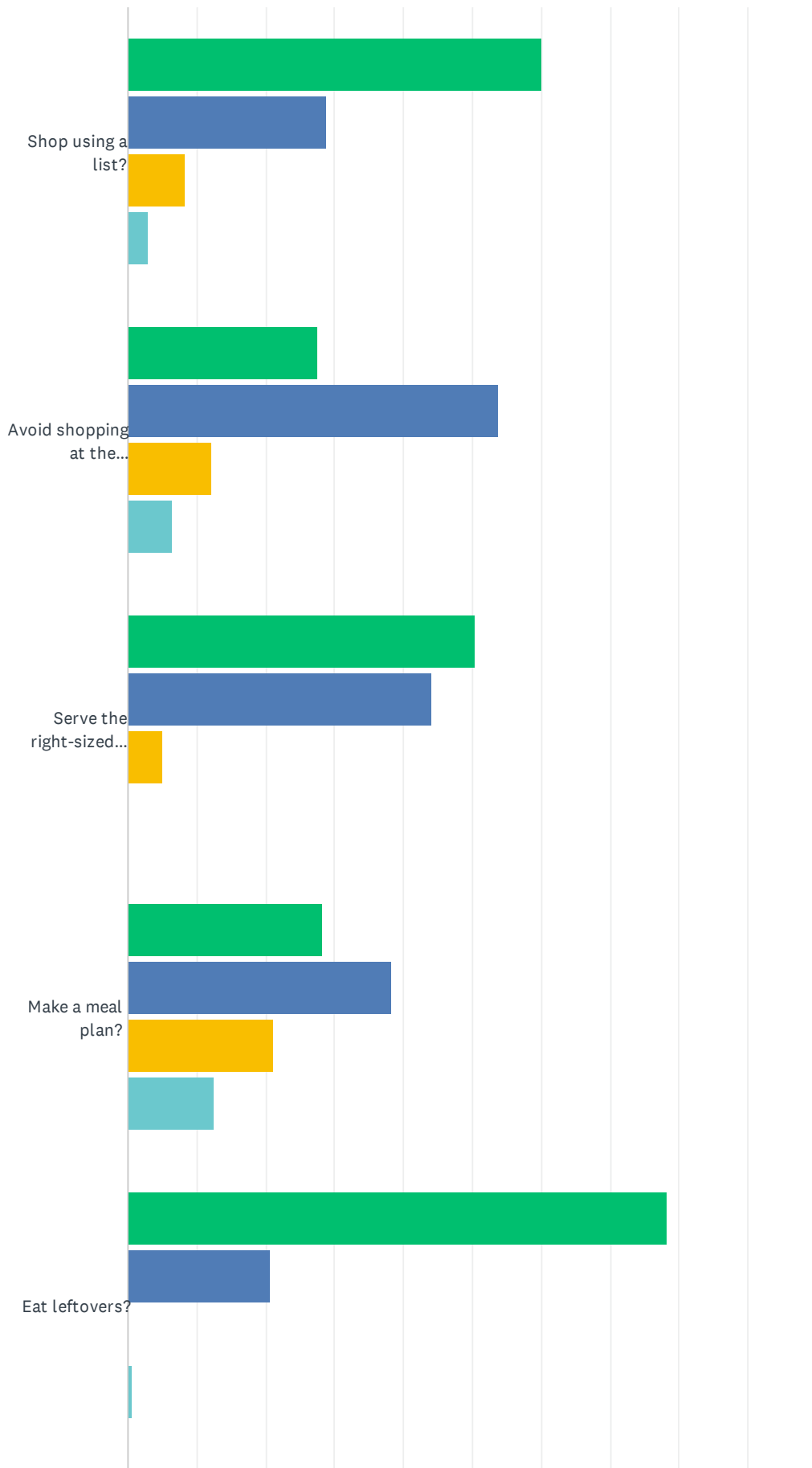
Answered: 339 Skipped: 53



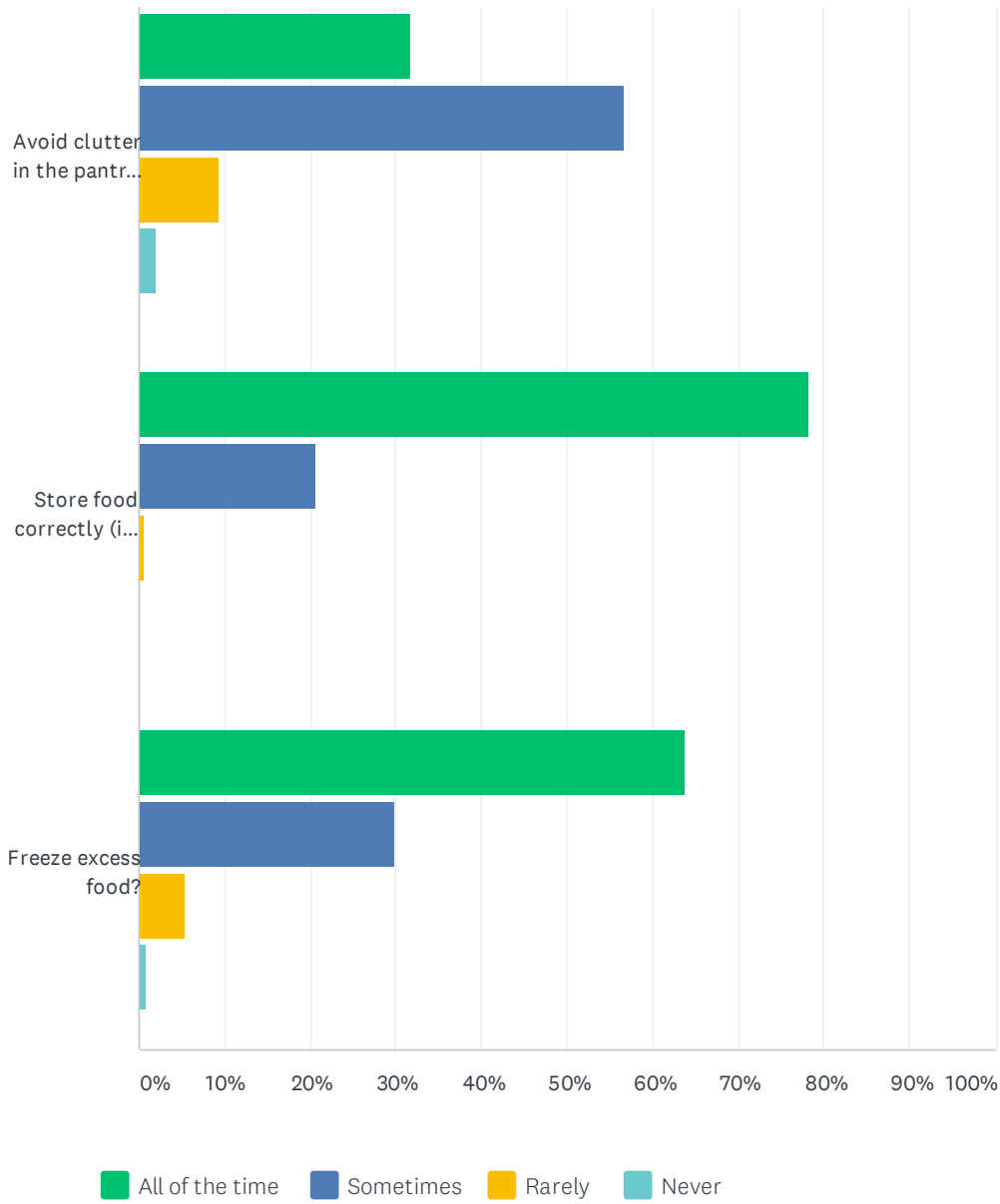
ANSWER CHOICES	RESPONSES
Quite frequently	4.72% 16
Sometimes	29.20% 99
Rarely	56.64% 192
Never	9.44% 32
TOTAL	339

Q25 To avoid wasting food, do you:

Answered: 337 Skipped: 55



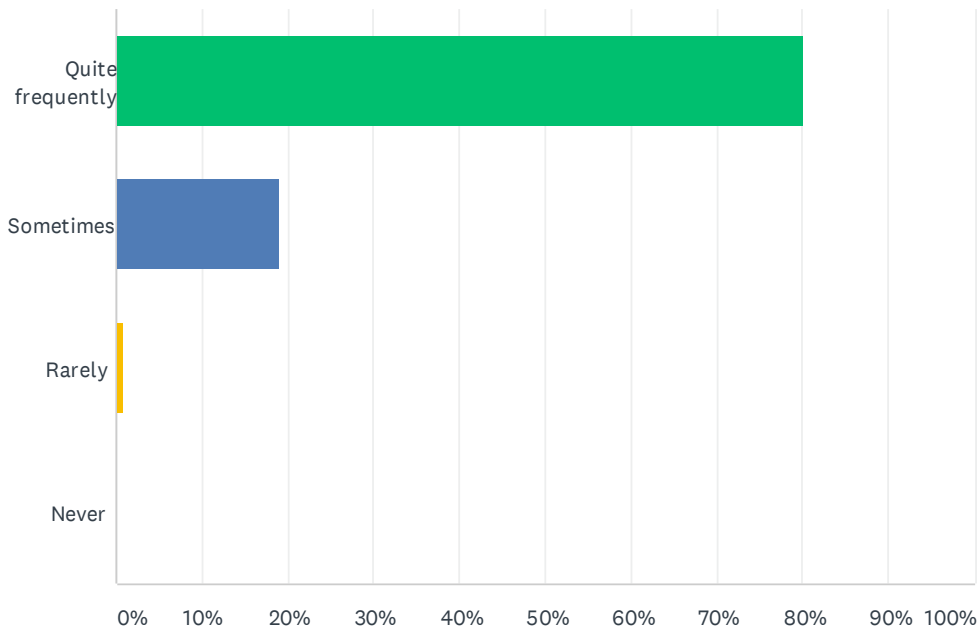
2020 Wicked Survey



	ALL OF THE TIME	SOMETIMES	RARELY	NEVER	TOTAL
Shop using a list?	59.94% 202	28.78% 97	8.31% 28	2.97% 10	337
Avoid shopping at the supermarket when hungry?	27.60% 93	53.71% 181	12.17% 41	6.53% 22	337
Serve the right-sized meal portions?	50.45% 170	44.21% 149	5.04% 17	0.30% 1	337
Make a meal plan?	28.19% 95	38.28% 129	21.07% 71	12.46% 42	337
Eat leftovers?	78.34% 264	20.77% 70	0.30% 1	0.59% 2	337
Avoid clutter in the pantry, fridge, freezer?	31.75% 107	56.68% 191	9.50% 32	2.08% 7	337
Store food correctly (ie - in tightly closed containers)?	78.34% 264	20.77% 70	0.59% 2	0.30% 1	337
Freeze excess food?	63.80% 215	29.97% 101	5.34% 18	0.89% 3	337

Q26 How often do you use leftovers in lunches the next day?

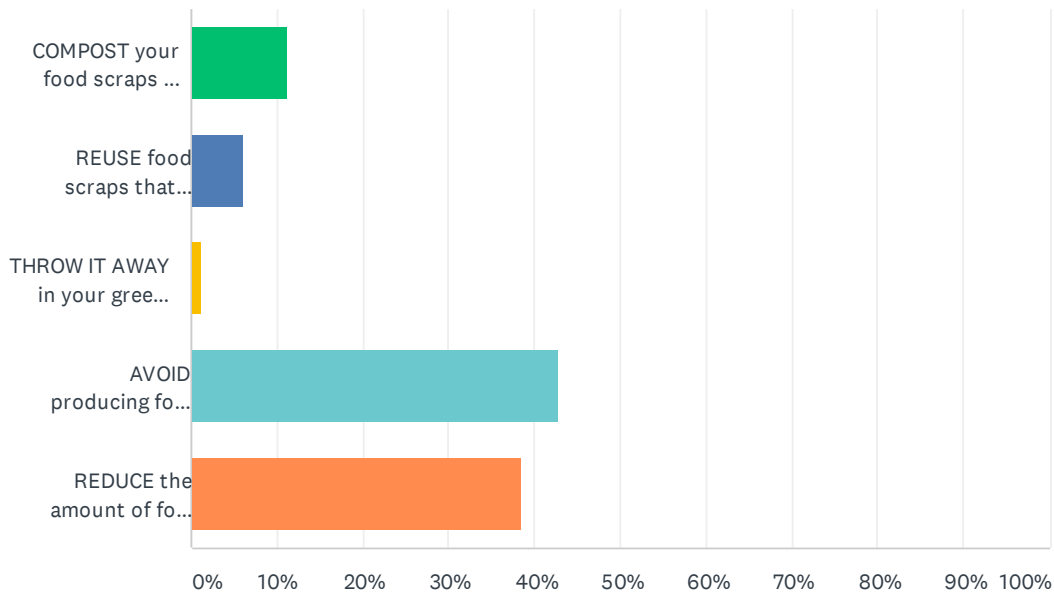
Answered: 336 Skipped: 56



ANSWER CHOICES	RESPONSES	
Quite frequently	80.06%	269
Sometimes	19.05%	64
Rarely	0.89%	3
Never	0.00%	0
TOTAL		336

Q27 What is the BEST way to prevent food waste?

Answered: 335 Skipped: 57

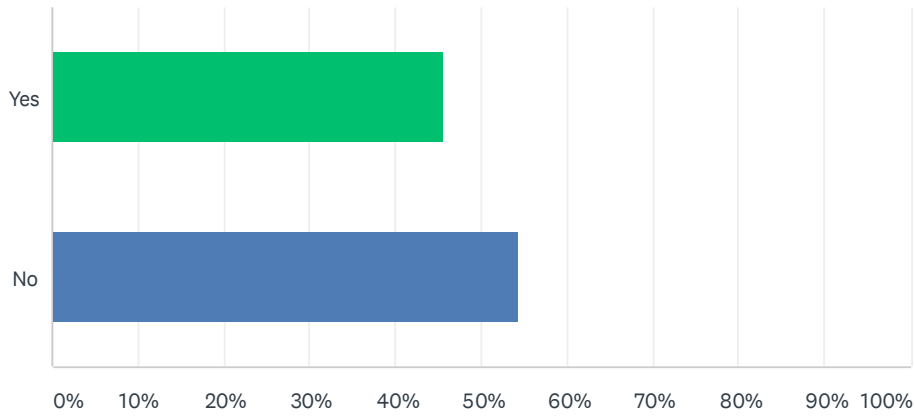


QUIZ STATISTICS			
Percent Correct 37%	Average Score 0.4/1.0 (43%)	Standard Deviation 0.50	Difficulty 2/4

ANSWER CHOICES	SCORE	RESPONSES	
COMPOST your food scraps or feed to chooks/ pets/ worms	0/1	11.34%	38
REUSE food scraps that would otherwise be thrown away (ie - use broccoli stems in stir fries)	0/1	5.97%	20
THROW IT AWAY in your green bin or red bin	0/1	1.19%	4
✓ AVOID producing food waste in the first place (ie - buy less)	1/1	42.99%	144
REDUCE the amount of food waste you produce (ie - only cook what you will eat)	0/1	38.51%	129
TOTAL			335

Q28 Do you know how to report someone when you see them littering or dumping their waste illegally?

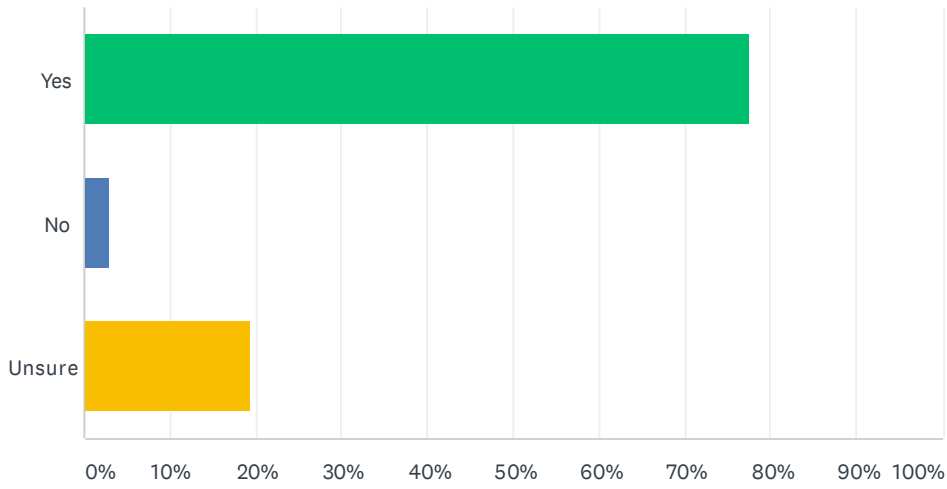
Answered: 335 Skipped: 57



ANSWER CHOICES	RESPONSES	
Yes	45.67%	153
No	54.33%	182
TOTAL		335

Q29 Would you report someone littering or illegally dumping their waste if you saw it?

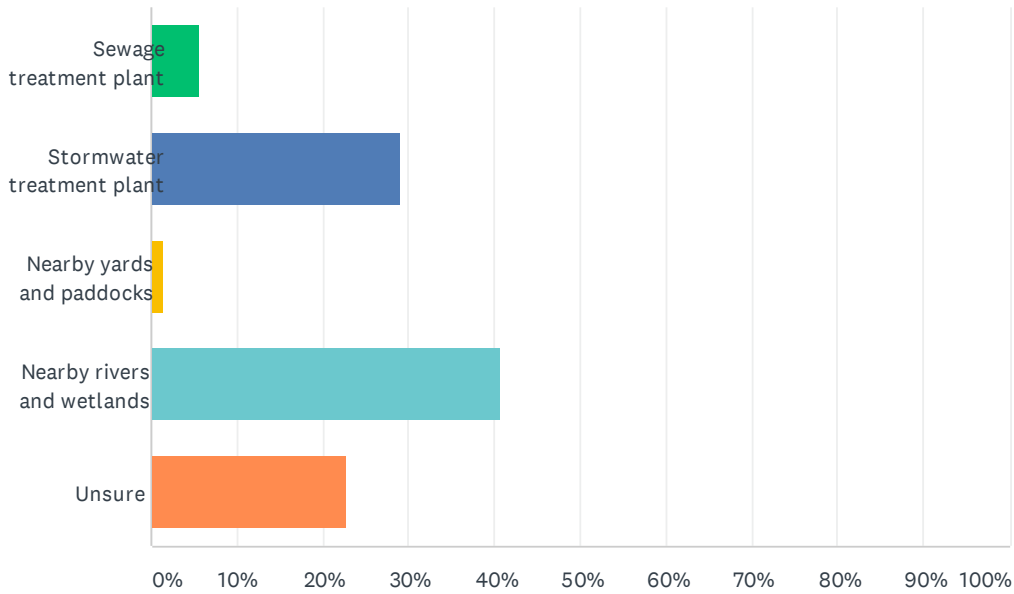
Answered: 335 Skipped: 57



ANSWER CHOICES	RESPONSES
Yes	77.61% 260
No	2.99% 10
Unsure	19.40% 65
TOTAL	335

Q30 Where does stormwater runoff go after it enters the drains in our streets?

Answered: 333 Skipped: 59



QUIZ STATISTICS			
Percent Correct 35%	Average Score 0.4/1.0 (41%)	Standard Deviation 0.49	Difficulty 1/4

ANSWER CHOICES	SCORE	RESPONSES	
Sewage treatment plant	0/1	5.71%	19
Stormwater treatment plant	0/1	29.13%	97
Nearby yards and paddocks	0/1	1.50%	5
✓ Nearby rivers and wetlands	1/1	40.84%	136
Unsure	0/1	22.82%	76
TOTAL			333

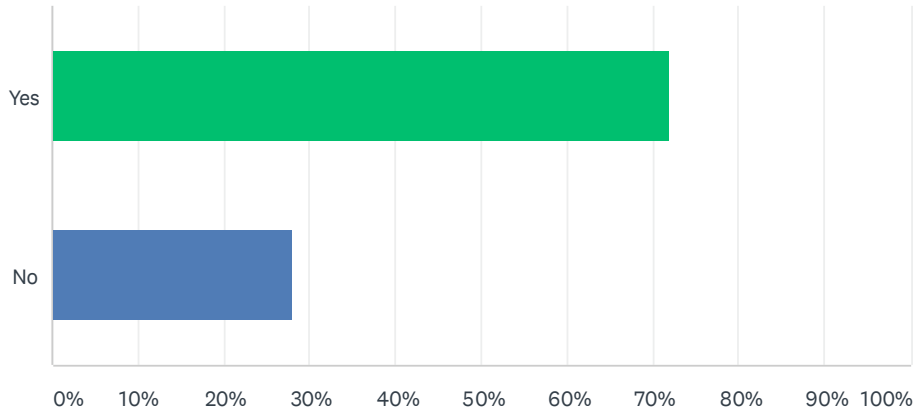
Q31 Your Contact Details

Answered: 313 Skipped: 79

ANSWER CHOICES	RESPONSES	
Full Name:	99.68%	312
Street Address:	98.40%	308
Town:	99.04%	310
Postcode:	99.04%	310
Phone/Mobile #:	96.17%	301
E-Mail Address:	97.12%	304

Q32 Are you happy to be contacted for further surveys, information on waste and the environment and/or upcoming events? Please note: your personal information will not be used for purposes other than those stated above.

Answered: 321 Skipped: 71



ANSWER CHOICES	RESPONSES	
Yes	71.96%	231
No	28.04%	90
TOTAL		321